

Violin Works Fingering Skills

Skill #2 for Beginners

QUESTION: How do I SKIP NOTES?

STEP ONE:


If the notes are going UPWARDS - play them like this:



When you SKIP a NOTE, leave the missing finger in the AIR

STEP TWO:


When you SKIP 2 NOTES, like this:




leave BOTH missing fingers in the AIR

STEP THREE:

TESTER



STEP FOUR: Find a ***NO 2nd***, a ***NO 3rd***, and a ***NO 2nd or 3rd*** in these three pieces.



William Tell Overture

